

SNIFE CLASS RACING ASSOCIATION

MEASUREMENT DATA SHEET FOR CERTIFIED BOATS

Revised February 2019

This page to be used for all boats. For measurements in *Italic* refer to the Class Rules

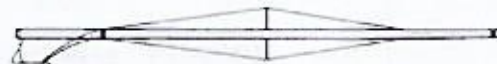
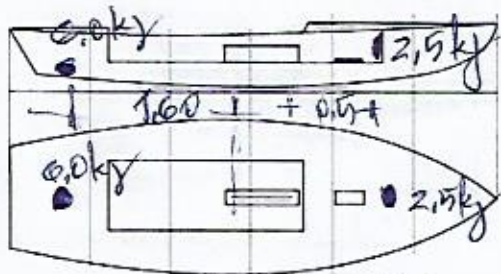
HULL NUMBER	31597	BUILDER	DIEMER
MODEL	GA	YEAR OF MANUFACTURE	2021
OWNER	CRISTIAN GUACIGLIA	COUNTRY	BRASIL

BARE HULL	<input type="checkbox"/>	COMPLETE	<input checked="" type="checkbox"/>	INCOMPLETE	<input type="checkbox"/>
HULL MATERIAL: WOOD	<input type="checkbox"/>	FIBERGLASS	<input checked="" type="checkbox"/>	make note of	
DECK MATERIAL: WOOD	<input type="checkbox"/>	FIBERGLASS	<input checked="" type="checkbox"/>	incomplete items	
FROM CERTIFIED MOULD	<input checked="" type="checkbox"/>			filling the cells with NO	

HULL WEIGHT (min 125kg)	130.5	MAST LENGTH (Rules C.9.2, F.3.4)	6.90
TOTAL WEIGHT (min 172.8kg)	172.8	Limiting marks & pin	<input checked="" type="checkbox"/>
CORRECTOR WEIGHTS (max 15kg)	5.5	Corrector weights (max 100gr)	<input type="checkbox"/>
MOI	27.74	BOOM LENGTH (max 2642mm)	2.64
Spring set #	7A	Limiting marks & pin	<input checked="" type="checkbox"/>
JIB FITTING	<input checked="" type="checkbox"/>	POLE LENGTH (max 2642mm)	2.642
(279-330mm hor. From Hull Datum Point)		RUDDER DIMENSIONS	<input checked="" type="checkbox"/>
max 45mm vert. above sheerline)		Weight (min. 2.72kg)	2.9
SHROUDS (1778-1981mm from HDP)	<input checked="" type="checkbox"/>	Corrector weights (Rule C.8.5)	<input type="checkbox"/>
MAST HOLE (min 1494-mm from HDP)	1494	Parallel to transom (tolerance 2mm)	<input checked="" type="checkbox"/>
UPPER GUDGEON (Rule D.2.3)	<input checked="" type="checkbox"/>	DAGGERBOARD DIMENSIONS	<input checked="" type="checkbox"/>
LOWER GUDGEON (Rule D.2.3)	<input checked="" type="checkbox"/>	Band	<input checked="" type="checkbox"/>
GUDGEONS DIAMETER (Rule D.2.3)	<input checked="" type="checkbox"/>	Safety line (max 610mm long)	<input checked="" type="checkbox"/>
		Restraining system (hooks or tablet)	<input checked="" type="checkbox"/>

Insert the **actual** measurement in the cells marked as

Mark corrector weights position and amount below. Data to be copied on the Official Snipe Label



DATE MEASURED 10/27/21 MEASURER'S STAMP

MEASURER'S NAME Mario SVADES

NOTES:

01 SCIRA
MEASURER
BRAZIL


31537

Keel				
Station	Height		Width	
	Actual	Allowable Range	Actual	Allowable Range
400mm		223-235		
1		162		Min 51
2		89-101		99-105
3		51-63		99-105
4		58-70		99-105
5		114		99-105
Transom		166-178		99-105

Stem Offset		
up from baseline	back from HDP	Actual
267	267-279	
305	194-206	
337	153-165	
381	108-120	
457	54-66	
527	26-38	
311 to 387	intersection of chine extension	

Miscellaneous					
Measurement	Actual	Allowable Range	Measurement	Actual	Allowable Range
LOA		4711-4737	Chine radius at st. 1		Max 19
Horizontal transom offset		203-229	Chine radius st. 2 to transom		Max 3
Hull Datum Point height		683-708	Deck height		Max 127
Bow radius		Max 25	Cockpit width		Max 1016

Topside Measurements					
Measurement	Actual	Allowable Range	Measurement	Actual	Allowable Range
Aft end of dagger slot from Hull datum point	✓	2438-2464	Heel point to sheer (vertical)	390	390-400
Top of case parallel to baseline	✓	tolerance 2	Mast hole in the deck	✓	Max 256x76
Aft edge of slot perpendicular to baseline	✓	tolerance 2	Length of foredeck	✓	Min 1842
Forward edge of slot perpendicular to baseline	✓	tolerance 6	Length of aft deck	✓	Min 457
Keel to top of daggerboard case	312	310-313	Sheer strikes	✓	Max 32
Length of daggerboard slot	✓	Max 546	Gunwale radius		Max 12
Width of daggerboard slot	✓	Max 13	Splashboard	✓	Min 51 x 610

Measurer 

Stamp nr. **01** SCIRA MEASURER BRAZIL